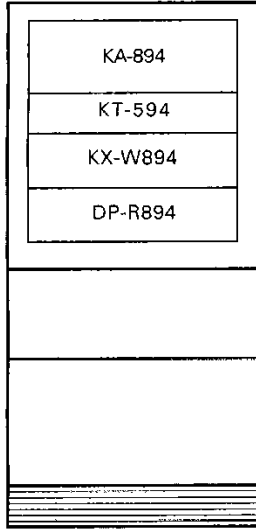


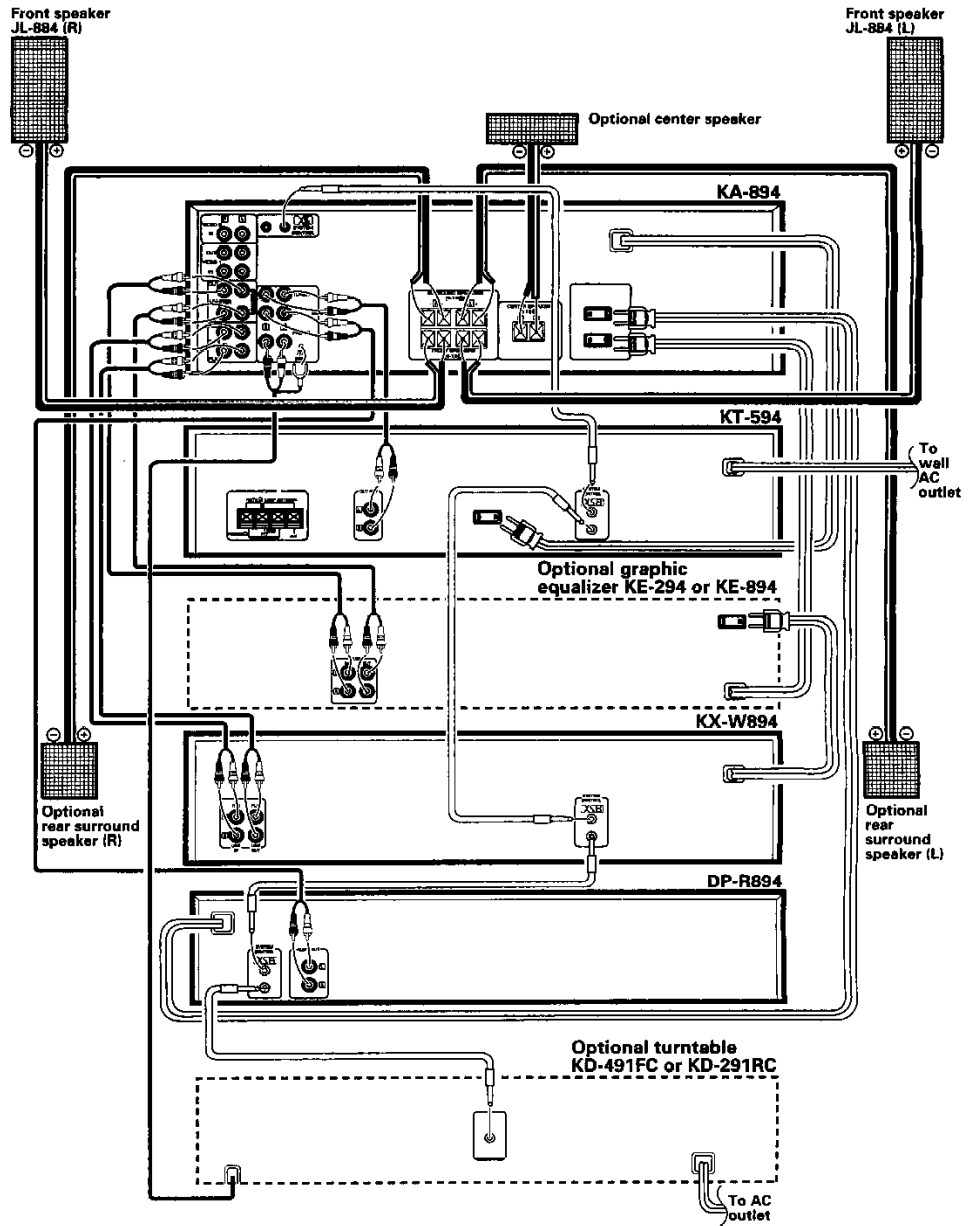
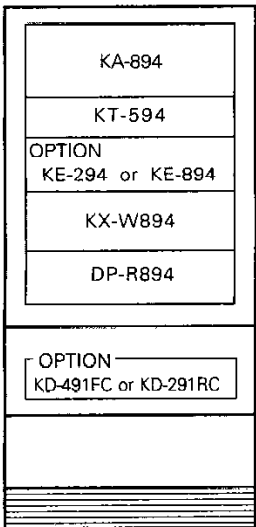
KENWOOD

SPECTRUM 830AV / SPECTRUM 737M SYSTEM CONNECTIONS

**Order of rack mounting
Rack : SRC-664**



**With Turntable and
graphic equalizer**



IMPORTANT

- DO NOT REMOVE JUMPER PLUGS FROM ADAPTER OUTLET OF KA-894 UNLESS SYSTEM IS USED WITH OPTIONAL KENWOOD GRAPHIC EQUALIZER (KE-294 OR KE-894). SEE PAGE 5 OF THE INSTRUCTION MANUAL FOR MORE INFORMATION.

To insure the optimum performance from your new KENWOOD components, please follow these simple instructions.

Place the amplifier on top of the other components. This will provide adequate ventilation and it will "anchor" the rest of the components.

For the antenna connection to the tuner, refer to the instructions provided with the tuner.

Be sure to insert the system control cord plugs fully into the SYSTEM CONTROL terminals.